

# CliniLever<sup>®</sup> CP-BS Lead Safe<sup>™</sup> Hospital Wall Fixed Outlet 180 Reach

## PRODUCT CODE:

- 102.53.61.00



## SPECIFICATIONS

- The CliniLever<sup>®</sup> product range is primarily used for hand washing applications in medical facilities, hospitals, aged care facilities, schools, and in-home care.
- CliniLever<sup>®</sup> products provide state of the art features to comply with the latest healthcare guidelines.
- Robust construction for long life.
- Low maintenance.
- Laminar flow.
- Finished in bright chrome plate for easy cleaning and durability.
- Lead Safe<sup>™</sup> brass construction. \*

**IMPORTANT:** All CliniLever<sup>®</sup> healthcare taps are tested in accordance with AS/NZS 3718 and leave our premises in good working order.

\*As 'lead free' is not currently defined by law in Australia and New Zealand, we have based our definition of Lead Safe<sup>™</sup> on the requirements of Sec. 1417 of the USA's Safe Drinking Water Act (SDWA) and the relevant US standards NSF61 / NSF372. The SDWA defines 'lead free' as "not more than a weighted average of 0.25% lead when used with respect to the wetted surface of pipes, pipe fittings, plumbing fittings and fixtures".

**WARNINGS:** Special attentions to be paid on notes, photos, images, or drawings of assembly steps marked with the warning symbol.

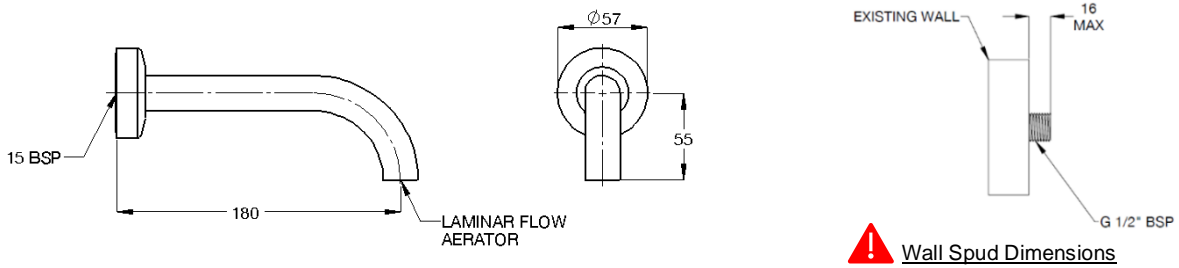


## TECHNICAL DATA

Inlet	½" BSP – Female	
Outlet	Laminar Flow Aerator	
Headwork	N/A	
Working Pressure Range (kPa)	Min	50
	Max	500
Working Temperature Range (°C)	Min	5
	Max	65
Nominal Flow Rate (LPM)	5.0	
Finish	Chrome	

**NOTE:** Galvin Engineering continually strive to improve their products. Specifications may change without notice.

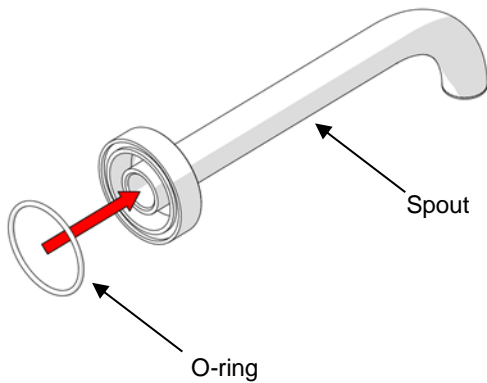
**DIMENSIONS**



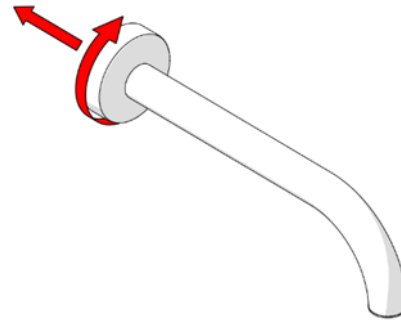
**⚠ Wall Spud Dimensions**

**INSTALLATION**

**INSTALLATION COMPLIANCE:** Galvin Engineering products must be installed in accordance with these installation instructions and in accordance with AS/NZS 3500, the PCA and your local regulatory requirements. Water and/or electrical supply conditions must also comply to the applicable national and/or state standards. Failing to comply with these provisions shall void the product warranty and may affect the performance of the product.



- 1. Fit O-ring**
  - Before fitting spout to wall spud, ensure the o-ring is in place as shown.



- 2. Fit Spout**
  - Screw spout clockwise onto wall spud as shown.
  - Ensure thread tape is used.

**TROUBLESHOOTING**

PROBLEM	CAUSE	RECTIFICATION
No water flow	Obstruction on spout	Check if there are obstructions hindering the water flow in the spout and take it out.

**WARRANTY**

The warranty set forth herein is given expressly and is the only warranty given by the Galvin Engineering Pty Ltd. With respect to the product, Galvin Engineering Pty Ltd makes no other warranties, express or implied. Galvin Engineering Pty. Ltd. hereby specifically disclaims all other warranties, express or implied, including but not limited to the implied warranties of merchantability and fitness for a particular purpose.

Galvin Engineering Pty Ltd products are covered under our manufacturer’s warranty available for download from [www.galvinengineering.com.au](http://www.galvinengineering.com.au) Galvin Engineering Pty Ltd expressly warrants that the product is free from operational defects in workmanship and materials for the warranty period as shown on the schedule in the manufacturer’s warranty. During the warranty period, Galvin Engineering will replace or repair any defective products manufactured by Galvin Engineering without charge, so long as the terms of the Manufacturer’s warranty are complied with.

The remedy described in the first paragraph of this warranty shall constitute the sole and exclusive remedy for breach of warranty, and Galvin Engineering Pty Ltd shall not be responsible for any incidental, special or consequential damages, including without limitation, lost profits or the cost of repairing or replacing other property which is damaged if this product does not work properly, other costs resulting from labour charges, delays, vandalism, negligence, fouling caused by foreign material, damage from adverse water conditions, chemical, electrical or any other circumstances over which Galvin Engineering has no control. This warranty shall be invalidated by any abuse, misuse, misapplication, improper installation or improper maintenance or alteration of the product.

Within Australia: 1300 514 074 Outside Australia: P: +61 (0)8 9338 2344

F: +61 (0)8 9338 2340

[sales@galvinengineering.com.au](mailto:sales@galvinengineering.com.au)

[www.galvinengineering.com.au](http://www.galvinengineering.com.au)

ABN: 78 008 719 382

PERTH | SYDNEY | MELBOURNE | BRISBANE | ADELAIDE

